


► **ATTENTION:** to assemble the set on the motorcycle (**SIDE LUGGAGE RACK + LUGGAGE RACK**), do not use the M6x16 FA ISO7380 Screw, but rather the M6x60 DIN7991 Screw (included in the **LUGGAGE RACK**).



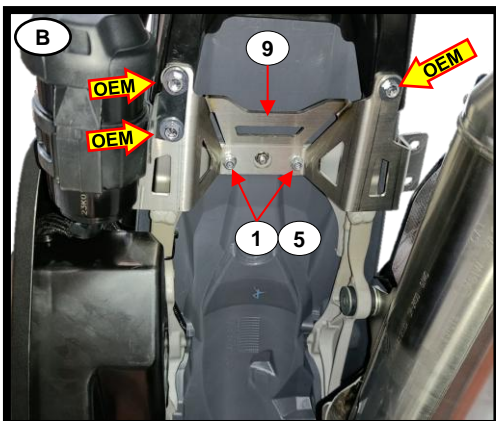
## **SIDE LUGGAGE RACK**

**REF.: 2AD222B128**


## ASSEMBLY INSTRUCTION



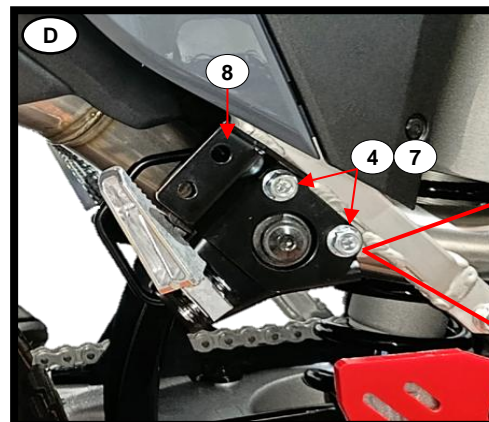
• Remove the OEM plastic marked in the photo.



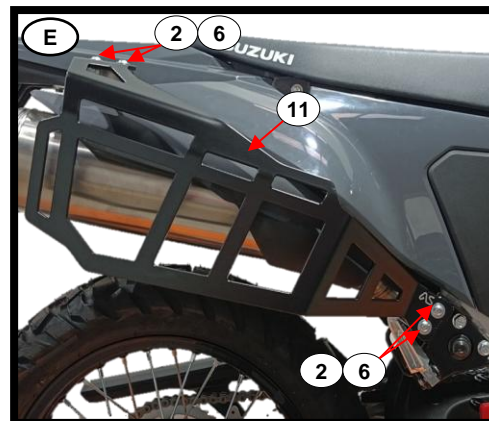
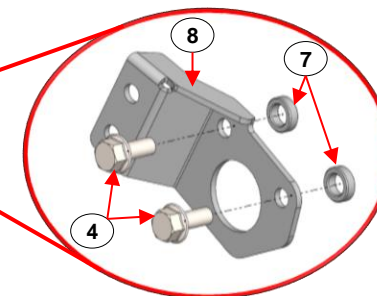
• Apply item N°9 (Stainless Steel Clamp – x1) according to the photo.



• Apply item N°10 (Box Side Support – x1) according to the photo.



• Apply item N°8 (Stainless Steel Clamp – x1) according to the photo.



• Apply item N°11 (Box Side Support – x1) according to the photo.

N.m	M4	M5	M6	M8	M10	M12
	STEEL	8.8	2.7	5.5	9.7	23.0
STAINLESS STEEL	A2	2.6	5.1	8.7	21.2	42.0
					73.0	

11	Suporte Mala Lateral / Box Side Support	R128	1
10	Suporte Mala Lateral / Box Side Support	L128	1
9	Fixação Inox / Stainless Steel Clamp	C128	1
8	Fixação Inox / Stainless Steel Clamp	R128	1
7	Casquilho AL / Aluminum Bushing	Ø16xØ10x5mm - HCO01A0023	2
6	Porca Freiada FA / Hexagon Flange Lock Nuts	M8 DIN6926 8.8	6
5	Porca Freiada FA / Hexagon Flange Lock Nuts	M6 DIN6926 8.8	2
4	Parafuso / Screw	M8x20 DIN6921 8.8	2
3	Parafuso com FA / Screw with Washer False	M8x40 FA ISO7380 8.8	2
2	Parafuso com FA / Screw with Washer False	M8x20 FA ISO7380 8.8	6
1	Parafuso com FA / Screw with Washer False	M6x16 FA ISO7380 8.8	2
ITEM N°:	COMPONENTE (COMPONENT):	DESCRIÇÃO (DESCRIPTION):	QUANT.:
<b>ACESSÓRIOS (ACCESSORIES)</b>			